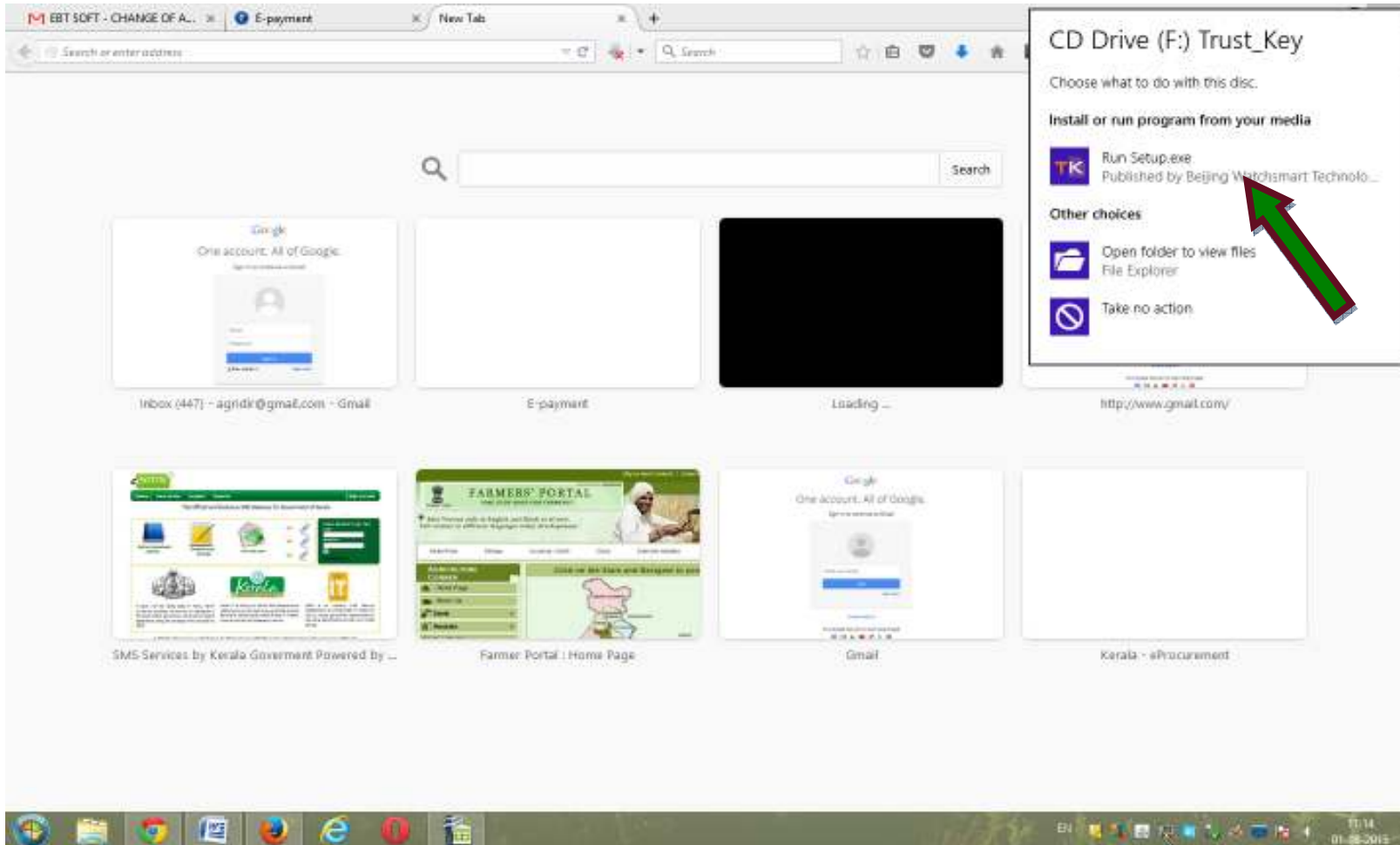


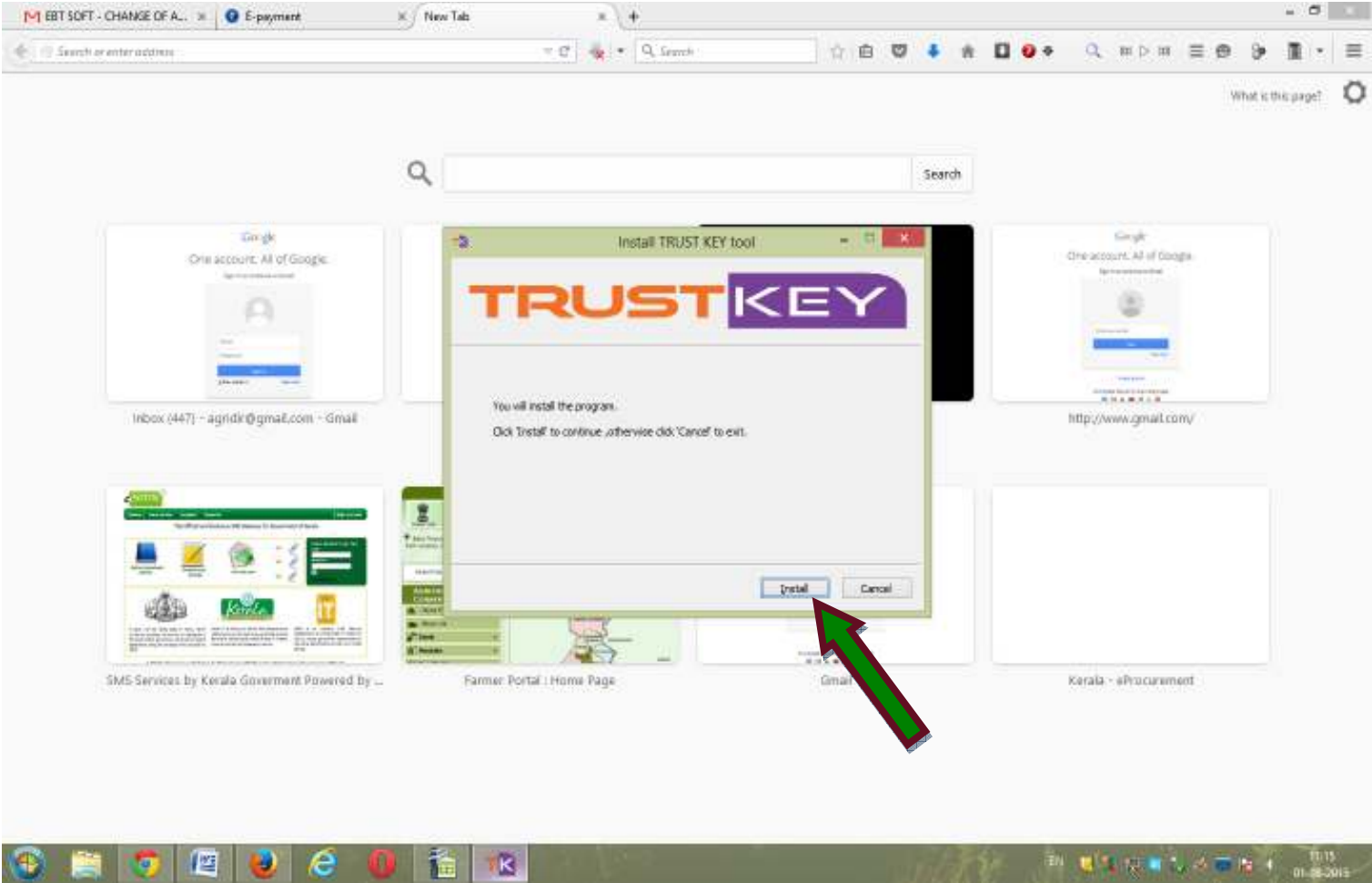
SIGNING AND ENCIPHERMENT PROCESS

IN ETENDER USER CREATION

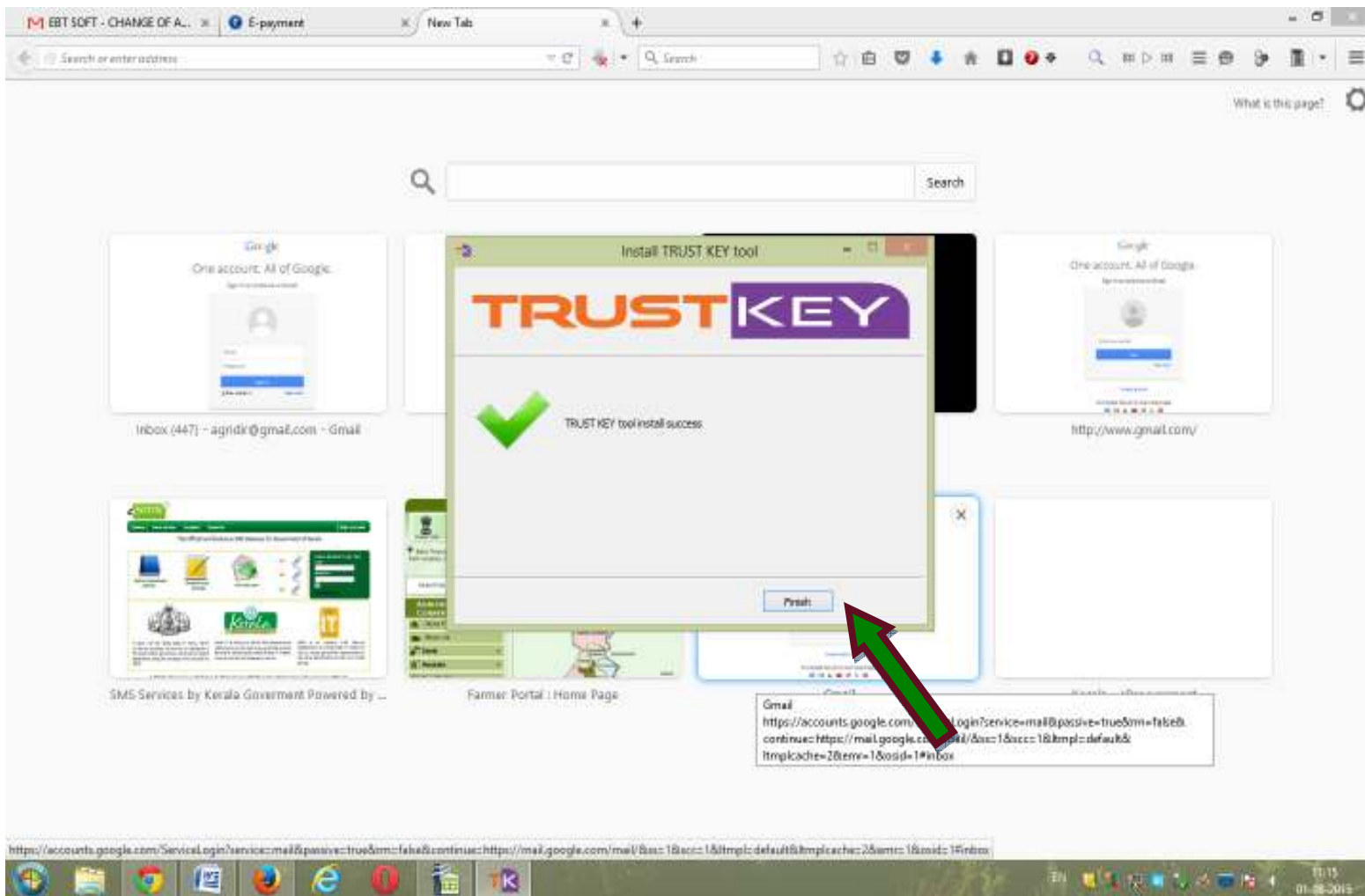
Connect the token to USB Port and Click on **Run Setup.exe**



Click on **Instal**



Click on **Finish**



Type www.etender.kerala.gov.in

Give login id and Password



Click on **Signing Certificate**

USER MANAGEMENT

User DSC Enrollment

Login Id : chiefsochemist@gmail.com
Roles : Procurement Officer Admin, Procurement Officer
OpenecProcurement Officer Evaluator, Procurement Officer
Publisher, Dept Reports

You have not registered with Digital Signature Certificate yet. Please click on Signing Certificate link below.

[Signing Certificate](#)

[View Existing Certificates](#)

Active Certificates Information

S.No	Certificate	Type	Validity	Enroll Date	View
No certificates have been enrolled.					

Transferring data from tenders.kerala.gov.in... Version: 1.09.03 07-04-15 (c) 2008 Tenders NIC, All rights reserved. 11:17 01-08-2015

Select the Name of token from the list and click **ok**

The screenshot shows the 'Kerala Tenders' eTendering System Government of Kerala. The page is titled 'USER MANAGEMENT' and 'DSC Enrollment'. It displays user information for 'chiefsoikhemist@gmail.com' and provides instructions for registering a DSC card or e-Token. A table lists digital certificates, and a green arrow points to the 'Ok' button below it.

Login Id : chiefsoikhemist@gmail.com
Procurement Officer Admin, Procurement Officer
Roles : Opened Procurement Officer Evaluator, Procurement Officer
Publisher/Dept Reports

Please go through the below points before registering the DSC card / e-Token:

1. User needs to properly install drivers for the DSC smart card or USB Token in the system before clicking the DSC enrollment menu (Signing Certificate).
2. DSC once registered to the login cannot be removed or reassigned.
3. User can access the 'Information about DSC' tab on the Homepage of the application to view the DSC certificate issuing authorities.
4. This screen lists the signing certificate available in the inserted DSC card / e-token, user needs to select the relevant DSC to register.
5. DSC registered user only can perform any action in the application.

Please insert your e-Token to read your Digital Signature Certificate information.

Refresh

Certificate	Issued By	Type	Expiry Date
Philo George	NIC sub-CA for NIC 2	Signing	19-Aug-2015 10:45
Raghavan Ajithkumar	NIC sub-CA for NIC 2	Signing	14-Aug-2015 03:07
SITA KURIAN	e-Hudhra Sub-CA for...	Signing	09-Jul-2017 03:18 PM
ARULRAJ M	NIC sub-CA for NIC 2	Signing	08-Oct-2015 10:59
LAL C J	NIC sub-CA for NIC 2	Signing	15-Oct-2015 10:49

Ok

The message will display and click on **Ok**

The screenshot shows the 'Kerala Tenders' eTendering System Government of Kerala. The user is logged in as 'chiefsolchemist@gmail.com' with the role of 'Procurement Officer Admin, Procurement Officer'. The page is titled 'USER MANAGEMENT' and 'DSC Enrollment'. It provides instructions for registering a DSC card or e-Token and lists four steps: 1. Install drivers for the DSC smart card or USB Token. 2. DSC once registered to the login cannot be removed or reassigned. 3. User can access the 'Information about DSC' tab on the Homepage. 4. Select the relevant DSC to register. Below the instructions, a table titled 'Digital Certificate : Signing' lists several certificates, with 'SIVA KURIAN' selected. A 'Message' dialog box is overlaid on the table, displaying the text 'DSC is enrolled successfully.' and an 'OK' button. A red arrow points to the 'OK' button. The system time is 01-Aug-2015 11:17:35.

Welcome : chiefsolchemist@gmail.com
Last login : 01-Aug-2015 11:16 AM
Server Time : 01-Aug-2015 11:17:35
Home Logout

Kerala Tenders

eTendering System Government of Kerala

USER MANAGEMENT

DSC Enrollment

Login Id : chiefsolchemist@gmail.com
Procurement Officer Admin, Procurement Officer
Roles : OpenProcurement Officer, Evaluator, Procurement Officer, Publisher, Dept Reports

Please go through the below points before registering the DSC card / e-Token:

1. User needs to properly install drivers for the DSC smart card or USB Token in the system before clicking the DSC enrollment menu (Signing Certificate).
2. DSC once registered to the login cannot be removed or reassigned.
3. User can access the 'Information about DSC' tab on the Homepage of the application to view the DSC certificate issuing authorities.
4. This screen lists the signing certificates available in the inserted DSC card / e-token, user needs to select the relevant DSC to register.

Please insert your e-Token to read your Digital Signature Certificate information.

Digital Certificate : Signing

DSC Enrollment	Expiry Date
Prilo George	19-Aug-2015 10:45
Raghavan Ajithkumar	14-Aug-2015 03:07
SIVA KURIAN	29-Jul-2017 03:18 PM
ARIJ RAJ M	08-Oct-2015 10:59
IAI.C.T	15-Oct-2015 10:49

Message: DSC is enrolled successfully. OK

Click on **Encipherment certificate**

The screenshot shows the Kerala Tenders eTendering System interface. The page title is "USER MANAGEMENT" and the sub-section is "User DSC Enrollment". The user's login ID is "chiefsalchemat@gmail.com" and their roles include "Procurement Officer Admin, Procurement Officer, OpenProcurement Officer, Evaluator, Procurement Officer, Publisher, Dept Reports". A message states "DSC is enrolled successfully." Below this, a red text box says "You have not registered with Digital Signature Certificate yet. Please click on Encipherment Certificate link below." A green arrow points to the "Encipherment Certificate" link. Below the message is a table titled "Active Certificates Information" with columns for S.No, Certificate, Type, Validity, Enroll Date, and View. The table contains one entry for "SUA KURJAN" with a signing type and validity from 09-Jul-2017 05:18 PM to 01-Aug-2015 11:17 AM. A "Next" button is at the bottom right of the enrollment section. The footer includes the URL "https://etenders.kerala.gov.in/nicgsp/app/pages/Default.aspx?service=page", version "1.09.03 07-04-15", and copyright "© 2008 Tenders NIC, All rights reserved." The system time is 11:18 on 01-Aug-2015.

USER MANAGEMENT

User DSC Enrollment

Login Id : chiefsalchemat@gmail.com
Roles : Procurement Officer Admin, Procurement Officer, OpenProcurement Officer, Evaluator, Procurement Officer, Publisher, Dept Reports

✓ DSC is enrolled successfully.

You have not registered with Digital Signature Certificate yet. Please click on Encipherment Certificate link below.

[Encipherment Certificate](#)

View Existing Certificates

S.No	Certificate	Type	Validity	Enroll Date	View
1	SUA KURJAN	Signing	09-Jul-2017 05:18 PM	01-Aug-2015 11:17 AM	

Next >

Version: 1.09.03 07-04-15 © 2008 Tenders NIC, All rights reserved. 11:18 01-Aug-2015

Select the name of token from list and click on **OK**

The screenshot shows the 'Kerala Tenders' website interface. The page title is 'eTendering System Government of Kerala'. The user is logged in as 'chiefsofchemist@gmail.com' with the role 'Procurement Officer Admin, Procurement Officer'. The page is titled 'USER MANAGEMENT' and 'DSC Enrollment'. It provides instructions for registering a DSC card or e-Token and lists four key points. Below the instructions, there is a table of digital certificates. A green arrow points to the 'OK' button at the bottom of the table.

Login Id : chiefsofchemist@gmail.com
Procurement Officer Admin, Procurement Officer
Roles : Opens, Procurement Officer, Evaluator, Procurement Officer, Publisher, Dept Reports

Please go through the below points before registering the DSC card / e-Token:

1. User needs to properly install drivers for the DSC smart card or USB Token in the system before clicking the DSC enrollment menu (Signing Certificate).
2. DSC once registered to the login cannot be removed or reassigned.
3. User can access the 'Information about DSC' tab on the Homepage of the application to view the DSC certificate issuing authorities.
4. This screen lists the signing certificates available in the inserted DSC card / e-token, user needs to select the relevant DSC to register.

Please insert your e-Token to read your Digital Signature Certificate information.

Refresh

Certificate	Issued By	Type	Expiry Date
TRIMBOL SATHI	NA - SUB-CA FOR NIC 2...	ENCIPHERMENT	14-MAR-2016 12:39:...
BABU V	NIC sub-CA for NIC 2...	Encipherment	24-Mar-2016 09:41...
SABU M S	NIC sub-CA for NIC 2...	Encipherment	18-Feb-2016 03:42...
ARULRAJ M	NIC sub-CA for NIC 2...	Encipherment	09-Oct-2015 10:51...
SUDA KURIAN	e-India Sub-CA for...	Encipherment	09-Jul-2017 03:19 PM

OK

The message will display and click on **OK**

The screenshot shows the Kerala Tenders eTendering System Government of Kerala interface. The user is logged in as 'chiefofficerchemist@gmail.com' with roles including 'Procurement Officer Admin, Procurement Officer' and 'Publisher, Dept Reports'. The page displays 'DSC Enrollment' instructions and a list of digital certificates. A 'Message' dialog box is overlaid on the screen, stating 'DSC is enrolled successfully.' with an 'OK' button. A green arrow points to the 'OK' button.

Kerala Tenders
eTendering System Government of Kerala

Welcome : chiefsofficerchemist@gmail.com
Last login : 01-Aug-2015 11:15 AM
Server time : 01-Aug-2015 11:18:52
Home Logout

USER MANAGEMENT

DSC Enrollment

Login Id : chiefsofficerchemist@gmail.com
Roles : Procurement Officer Admin, Procurement Officer
Publisher, Dept Reports

Please go through the below points before registering the DSC card / e-Token:

1. User needs to properly install drivers for the DSC smart card or USB-Token in the system before clicking the DSC enrollment menu (Signing Certificate).
2. DSC once registered to the login cannot be removed or reassigned.
3. User can access the 'Information about DSC' tab on the Homepage of the application to view the DSC certificate issuing authorities.
4. This screen lists the signing certificates available in the inserted DSC card / e-token, user needs to select the relevant DSC to register.
5. DSC registered user only can perform any action in the application.

Please insert your e-Token to read your Digital Signature Certificate information.

Digital Certificate : Encipherment

Certificate	Issued	Expiry Date
U M Doshi (edf8)	18-Feb-2016 03:42	18-Feb-2016 03:42
RAGU V	09-Oct-2015 10:51	09-Oct-2015 10:51
Sabu M S	09-Oct-2015 10:51	09-Oct-2015 10:51
ARULRAJ M	09-Oct-2015 10:51	09-Oct-2015 10:51
SUDA KURJAN	09-Jul-2017 03:19 PM	09-Jul-2017 03:19 PM

Message
DSC is enrolled successfully.
OK

Click on **Next**

The screenshot shows the Kerala Tenders e-Tendering System interface. The page title is "Kerala Tenders" and the subtitle is "e-Tendering System Government of Kerala". The user is logged in as "chiefsoldchemst@gmail.com" with a last login of "01-Aug-2015 11:16 AM". The server time is "01-Aug-2015 11:19:09".

The main content area is titled "USER MANAGEMENT" and "User DSC Enrollment". It displays the following information:

- Login Id : chiefsoldchemst@gmail.com
- Procurement Officer Admin, Procurement Officer
- Roles : Openec/Procurement Officer Evaluator, Procurement Officer, Publisher, Dept Reports

A yellow message box indicates: "DSC is enrolled successfully."

Below this, there is a link to "View Existing Certificates" and a table titled "Active Certificates Information".

S.No	Certificate	Type	Validity	Enroll Date	View
1.	SUJA KURIAN	Signing	09-Jul-2017 02:18 PM	01-Aug-2015 11:17 AM	
2.	SUJA KURIAN	Enrollment	09-Jul-2017 03:19 PM	01-Aug-2015 11:18 AM	

A "Next" button is located at the bottom right of the main content area, with a green arrow pointing to it.

The footer of the page contains the URL "https://etenders.kerala.gov.in/nicep/app/pages/DashboardServices.aspx", the version "version:1.09.03 07-04-15", and the copyright notice "(c) 2008 Tenders NIC, All rights reserved." The system clock shows "11:19 01-08-2015".

Give the Login Id and Password and click on **Login**

The screenshot shows the Tenders Kerala e-Procurement System website. The page features a navigation menu at the top with options like 'Search', 'Latest Active Tenders', 'Tenders by Closing Date', 'Corrigendum', and 'Results of Tenders'. A central banner reads 'Welcome to eProcurement System' and provides instructions for tender submission. Below this, there are sections for 'Latest Tenders' and 'Latest Corrigendums', each containing a table of tender details. On the right side, there is a 'User Login' section with input fields for 'Login ID' (containing 'chennel@gmail.com') and 'Password' (masked with dots), and a 'Login' button. A green arrow points to the 'Login' button. Below the login section is a 'Tender Search' box and a list of links including 'Help For Contractors', 'Information About DSC', 'FAQ', 'Feedback', and 'Bidders Manual PDF'. The footer of the page includes the 'India.gov.in' logo and the 'www.kerala.gov.in' website address.

Tender Title	Reference No	Closing Date	Bid Opening Date
main Raw water and distribution system for Paduge JV for LWSS to Adiraly GP in Talukki District	FW2-14770/15	01-Sep-2015 11:00 AM	04-Sep-2015 01:00 PM
T. THIRAKARAVUJYKSETHURAM ROAD RETARDED		07-Aug-2015 06:00 PM	12-Aug-2015 11:00 AM
B. Killeodan SC Colony Road			None...

Corrigendum Title	Reference No	Closing Date	Bid Opening Date
7. error in tender reference number	108/SE /SC/2015-36/5	04-Aug-2015 03:30 PM	07-Aug-2015 03:30 PM
8. Data correction in hard copy submission	1/EEM/2015-16	05-Aug-2015 06:00 PM	10-Aug-2015 11:00 AM
9. Amendment in Technical	RND/BET/TRANS	07-Aug-2015 05:00 PM	11-Aug-2015 11:00 AM

Click on **Login**

Tenders Kerala
e-Procurement system of Govt. of Kerala

01-Aug-2015 | Search | Latest Active Tenders | Tenders by Closing Date | Corrigendum | Results of Tenders | Home | Contact Us | Support

Attention - All Tender Invit

MIS Reports
Tenders by Location
Tenders by Organisation
Tenders by Classification
Tenders in Archive
Tenders Status
Cancelled Tenders
Downloads
Announcements
Awards
Site compatibility

india.gov.in
The national portal of India
www.kerala.gov.in
Government of Kerala
MMP on eProcurement

Digital Certificate Authentication

Welcome Suja Kurian [chiefsolchemist@gmail.com]

1. You have registered with DSC. Please insert your DSC card / e-Token for authentication.
2. Click the 'Login' button to proceed.

S.No	Alias Name	Serial No.	Certificate Type	Expiry Date	Status
1.	SUJA KURIAN	1b-48 7c	Signing	09-Jul-2017 03:18 PM	Live
2.	SUJA KURIAN	1b-48 7f	Enrollment	09-Jul-2017 03:19 PM	Live

Cancel LOGIN

If the 'login' button is not appearing on the screen, perform the following checks:

1. Java Run Time Environment (JRE) should be installed.
2. DSC drivers should be installed from the resource CD.
3. The DSC smart card / e-Token must be inserted in with the system's USB port / smart card reader.

Test mail for activation - a... | E-payment | eTendering System Govern... |

https://tenders.kerala.gov.in/ncgpe/app/

Tenders Kerala

11 Aug 2015


Home | Login using Aadhaar | Register by Creating Bank | Companies | Account of Tenderer | Home | Contact Us |

43 Tenders by Tendering Authority

- 330 Records
- Tenders by Location
- Tenders by Organization
- Tenders by Classification
- Tenders as Auction
- Tenders Status
- Cancelled Tenders
- Downloads
- Registration
- Site Compatibility

Digital Certificate Authentication

Welcome Rajtharan Ajjitharan (rajtharan@rediffmail.com)



1. You have registered with DSC. Please insert your DSC card (a token for authentication).
2. The New Token Registration is failed.

Authentication

Authenticating... Please wait

Cancel

1. Rajtharan Ajjitharan
2. Rajtharan Ajjitharan

Logout LOGIN

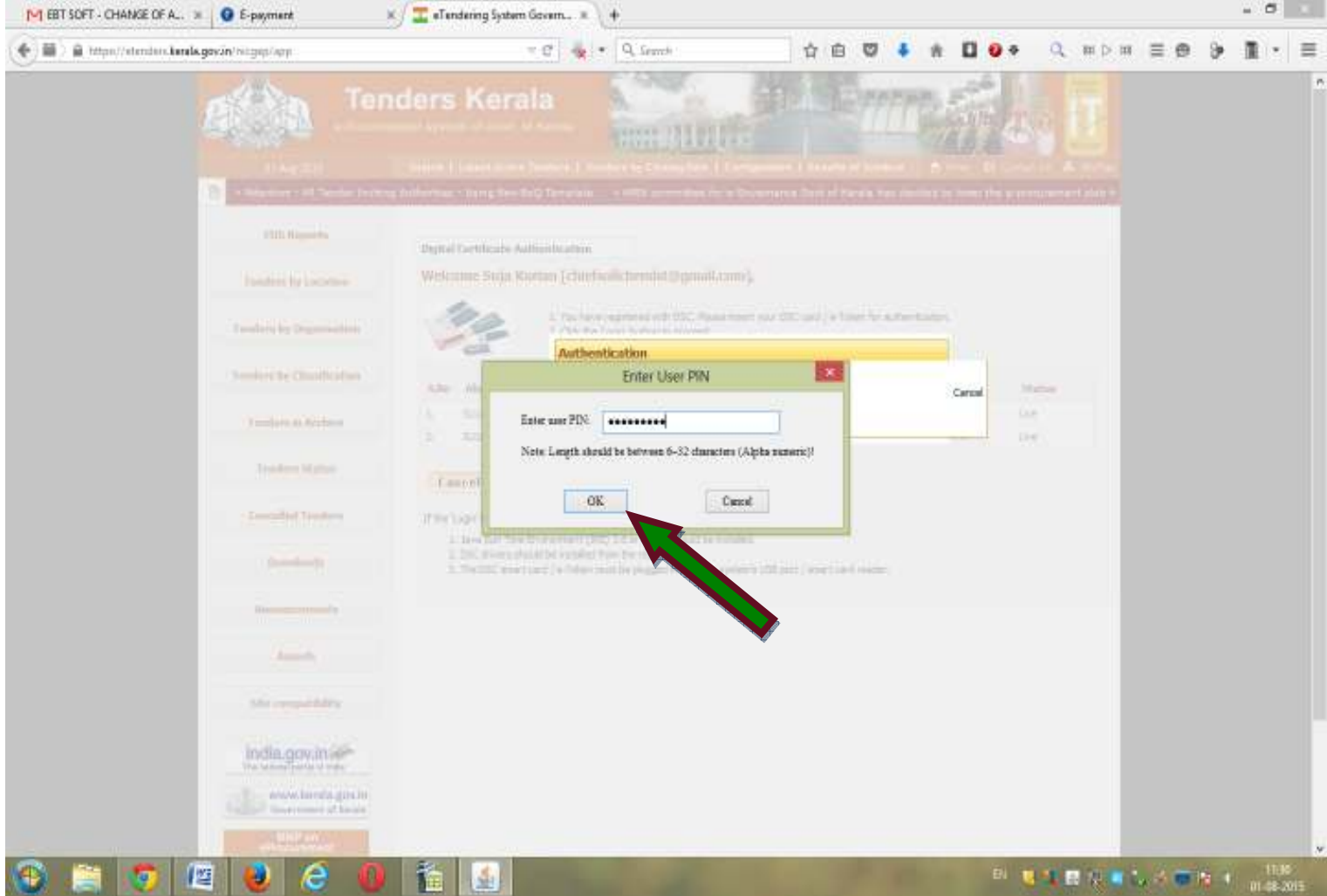
If the Login button is not appearing in the screen, perform the following checks:

1. Java Sun Java Environment (JDK) 1.6 or above should be installed.
2. DSC drivers should be installed from the attached CD.
3. The DSC (new token) (a token card) should be plugged in with the system's USB port (insert card reader).

india.gov.in
www.kerala.gov.in
Government of Kerala

11:08 AM 01-08-2015

Enter the **PIN** and click on **OK**



Then the window for tender will be displayed

The screenshot shows a web browser window displaying the Kerala Tenders eTendering System. The browser tabs include 'Test mail for activation - a...', 'E-payment', and 'eTendering System Govern...'. The address bar shows the URL 'https://tenders.kerala.gov.in/ncgsp/app/pages/Dashboard/WelcomePage'. The page header features the Kerala Tenders logo, a user welcome message for 'Raghavan Ajithkumar' with email 'krishdirector@gmail.com' and last login '01-Aug-2015 11:57 AM', and the server time '01-Aug-2015 12:01:39'. The main content area is titled 'DASHBOARD' and includes a navigation menu on the left with categories like Master Management, User Management, Tender Management, Bid Opening, and Bid Evaluation. The dashboard content includes a welcome message, a 'Pending' section with counts for technical and financial evaluations and awards, an 'Activity Of the Day' section with counts for opening and financial opening, an 'Alerts' section, and an 'Announcements' section with a message about a new Help Desk and Training Centre.

Test mail for activation - a... E-payment eTendering System Govern...
https://tenders.kerala.gov.in/ncgsp/app/pages/Dashboard/WelcomePage Search
Kerala Tenders eTendering System Government of Kerala
Welcome Raghavan Ajithkumar
Last login : krishdirector@gmail.com : 01-Aug-2015 11:57 AM
Server Time : 01-Aug-2015 12:01:39 Home Logout
DASHBOARD
Master Management
Org Hierarchy Editor
User Management
My Accounts
Tender Management
Create Tender / Tender List
Publish Tender
Published Tenders
Clarifications
Pre-Bid Meeting
Tender Status
Tender Comprehensive Report
Bid Submitted
Archived Clarifications
Archive Tenders
View My Spec List
Bid Opening
Tenders to be Opened
Bid Evaluation
Technical Evaluation
Financial Evaluation
AOC
Short Fall of Tech Documents
Item Wise Evaluation
Profile Page
Welcome Raghavan Ajithkumar,
Roles : Procurement Officer Admin Procurement Officer Opened Procurement Officer Evaluation Procurement Officer
Publish/Auction/Deal Reports
Pending
Tender(s) due for Technical Evaluation [3]
Tender(s) due for Financial Evaluation [3]
Tender(s) to be Awarded [3]
Activity Of the Day
Tender(s) due for opening today [1]
Tender(s) due for Financial opening [4]
Alerts
Announcements
Five Lakhs with immediate effect.
Kerala State IT Mission is pleased to inform that a new Help Desk and Training Centre for e Tendering has commenced operation at Kammur on 03/10/2014 and the contact number are 0497-2764755 and 0497-2764188.