

TB(1) 9128/20

Directorate of Agricultural Development and
Farmers Welfare Department,
Thiruvananthapuram
Date: 30.03.2021

CIRCULAR

Sub: Coconut Development Board Scheme - Replanting and Rejuvenation of Coconut Gardens In Kerala 2020-21 –Rejuvenation maintainance fund-2nd year-(STSP and TSP) 2020-21– working instructions issued-reg

- Ref: 1. Letter F. No. 383 (1) /2020- Dev(AAP) dated 7.8.2020 of CDB, Kochi
2. GO(Rt) No.1031/2020/AGRI dated 29/12/2020
3. Letter F.No. 1472/2020-Dev(Rej) Kerala dated 18/3/2021 of CDB, Kochi

As per the reference 1st cited, Coconut Development Board has communicated an allocation to the tune of Rs.1140.915 lakh for implementing various Coconut Development Board Schemes in the State during the year 2020-21 of which schemes to be implemented through State Government is for Rs. 929.475 lakh. Of this an amount of Rs.791.475 lakh, which is 100% CSS, is earmarked for implementing the scheme on Integrated Farming for Productivity Improvement and Replanting and Rejuvenation of Coconut Gardens in Kerala 2020-21 for which Government of Kerala has accorded Administrative sanction during 2020-21 vide reference 2nd cited. As per reference 3rd cited, CDB has sanctioned an amount of Rs. 28.24239 lakh for impementing the scheme Replanting and Rejuvenation of Coconut Gardens-2nd year during 2020-21 as detailed below:

Sl. No.	Component: Rejuvenation Maintenance fund (2 nd year)	Area (in Ha)	Financial (Rs. in lakh)			
			SCSP	TSP	General	Total
1	2018-19-2nd year (Revalidated)	109.54	7.38745	2.19729		9.58474
2	2018-19-2nd year	141.059	7.77793	4.56474		12.34267
3	2018-19-2nd year additional flood	72.171 ha	2.80003	3.51495		6.31498
	Total	322.770	17.96541	10.27698		28.24239

Objective:-

The main objective of the scheme is rejuvenating the remaining palms through an integrated package of practices.

Components:-

Rejuvenation of existing gardens (Maintainance) through integrated management practices

For adoption of integrated management practices, a subsidy of Rs. 17500/ha will be provided in two annual instalments of Rs. 8750/- each ie., 25% of the cost (Rs. 70000/ha) in two equal instalments. The maximum eligibility for availing assistance under this component is 4 ha per beneficiary. The

following integrated management practices shall be carried out in the areas where the scheme was implemented during 2018-19 for rejuvenation for the second year(2020-21) in the districts.

- Balanced nutrition through fertilizer application or INM
- Irrigation and drainage
- Soil and moisture conservation
- Growing of green manure cover crops
- Application of organic manure including enriched organics
- Intercultural operation including weed control
- Need based plant protection measures preferably with botanicals and bio-agents
- Regulation of shade and maintaining palm population and
- Promoting of inter cropping / mixed farming

Rs 8750/ ha will be sanctioned during 2020-21 for the following components.

i) 2018-19 2nd year (revalidated)

ii) 2018-19 2nd year

iii) 2018-19 2nd year Additional flood

An amount of Rs. 28.24239 lakh is ear marked for this component (SCSP- Rs. 17.96541 lakh and TSP- Rs.10.27698 lakh)

Implementation:-

The rejuvenation programme is to be implemented in two phases spread over two years of which the 2nd year of the maintainence for the rejuvenation component is being carried out during 2020-21.

As per the Government policy, out of the total allocation, the amount ear marked for Scheduled Caste Sub Plan (SCSP) and Tribal Sub Plan(TSP) are to be ensured separately while selecting beneficiaries. The funds have to be utilized under respective component without any deviation from the approved category wise allocation and the payment of financial assistance to the beneficiaries shall be under DBT mode only through PFMS portal.

The district wise physical and financial target of maintainance component for 2018-19 2nd yr revalidated, 2018-19 2nd year, and 2018-19 2nd year additional flood of the scheme is given in Annexure- 1, II and III.

The monthly progress report indicating the component/ category wise physical and financial achievement has to be furnished to Additioal Director of Agriculture(CP) in the prescribed format .

Monitoring and Evaluation:-

The Agricultural Officer of KrishiBhavans will be responsible for the effective implementation of the scheme at Panchayat level. The Assistant Director of Agriculture will monitor the scheme at block level and Deputy Director of Agriculture (YP) at district level. The Principal Agricultural Officer will


supervise the scheme at district level. Additional Director of Agriculture (CP) will monitor the scheme at State level.

Sd/-

Director of Agriculture

To

All Principal Agricultural Officers
TA to Director of Agriculture
CAs to Addl.DA(Plg), Addl.DA(CP), Addl.DA(Farms),
Addl.DA(Extn), Addl.DA(Mktg), SAE.
All Joint Directors of Agriculture (in the Directorate)
Principal Information Officer, FIB, Thiruvananthapuram
Planning Section, Directorate of Agriculture
Finance section
IT Cell for publishing in the website.



R. ARAVINDAN
Addl. Director of Agriculture (CP)
Directorate of Agriculture
Vikas Bhavan, Thiruvananthapuram

Annexure-I

COCONUT DEVELOPMENT BOARD SCHEMES 2018-19 Revalidated for 2020-21 -SCSP&TSP components (maintainence fund)

Rejuvenation of existing coconut palms(Rs 0.0875 lakhs /ha) – Revalidated 2018-19 2nd year

Sl.No	Name of District	Physical target allotted (ha)			Amount transferred (in lakhs)		
		SCSP	TSP	TOTAL	SCSP	TSP	TOTAL
1	Thiruvananthaouram	10.862	6.200	17.062	0.95045	0.5425	1.49295
2	Kollam	17.180	1.590	18.770	1.50325	0.13913	1.64238
3	Pathanamthitta	2.857	0.000	2.857	0.25	0.00	0.25
4	Alappuzha	6.745	2.000	8.745	0.59023	0.175	0.76523
5	Kottayam	6.789	0.903	7.692	0.59404	0.07900	0.67304
6	Idukki	10.895	4.077	14.972	0.95328	0.35675	1.31003
7	Ernakulam	0.000	0.000	0.000	0	0	0
8	Thrissur	1.371	0.000	1.371	0.12	0	0.12
9	Palakkad	16.558	0.342	16.900	1.44885	0.0299	1.47876
10	Malappuram	2.557	4.000	6.557	0.22375	0.35	0.57375
11	Kozhikode	7.978	6.000	13.978	0.6981	0.5250	1.2231
12	Wayanad	0.634	0.000	0.634	0.05550	0	0.05550
13	Kannur	0.000	0.000	0.000	0	0	0
14	Kasargode	0.000	0.000	0.000	0	0	0
	Grand Total	84.428	25.112	109.540	7.38745	2.19729	9.58474



P. KRISHNAN,
Director of Agriculture (CP)
Directorate of Agriculture
Thiruvananthapuram

Sd/-


Director of Agriculture

Annexure-II

COCONUT DEVELOPMENT BOARD SCHEMES 2020-21-SCSP &TSP components (maintainence fund)

RR 2018-19 2ndnd year – Rejuvenation of existing coconut palms (Rs 0.0875 lakhs /ha)

Sl.No	Name of District	Physical target allotted (ha)			Financial target (in lakhs)		
		SCSP	TSP	TOTAL	SCSP	TSP	TOTAL
1	Thiruvananthapuram	4.52	1.37	5.885	0.39553	0.11944	0.51497
2	Kollam	0	0	0	0	0	0
3	Pathanamthitta	2.86	0.00	2.858	0.25011	0	0.25011
4	Alappuzha	8.97	0.00	8.966	0.7845	0	0.7845
5	Kottayam	18.37	6.48	24.849	1.60737	0.56689	2.17426
6	Idukki	2.92	32.48	35.394	0.25532	2.84162	3.09694
7	Erankulam	0	0	0	0	0	0
8	Thrissur	11.00	0.00	11.000	0.9625	0	0.9625
9	Palakkad	0	0	0	0	0	0
10	Malappuram	11.14	1.09	12.226	0.9748	0.095	1.0698
11	Kozhikode	17.13	3.90	21.024	1.4985	0.3411	1.8396
12	Wayanad	7.00	5.37	12.365	0.6125	0.46944	1.08194
13	Kannur	4.99	1.50	6.492	0.4368	0.13125	0.56805
14	Kasargode	0	0	0	0	0	0
	Grand Total	88.89	52.17	141.059	7.77793	4.56474	12.34267

Sd/-

 RADHAKRISHNAN, P
 Addl. Director of Agriculture (CP)
 Directorate of Agriculture
 Vikas Bhavan, Thiruvananthapuram
 Director of Agriculture

Annexure-III


COCONUT DEVELOPMENT BOARD SCHEMES SCSP&TSP components (Maintainence fund)2020-21

RR 2018-19 Flood- 2nd year – Rejuvenation of existing coconut palms(Rs 0.0875 lakhs /ha)

Sl:No	Name of District	Physical target allotted (ha)			Financial target (in lakhs)		
		SCSP	TSP	TOTAL	SCSP	TSP	TOTAL
1	Thiruvananthapuram	0.852	0	0.852	0.07453	0	0.07453
2	Kollam	0	0	0	0	0	0
3	Pathanamthitta	0.739	0.600	1.339	0.0647	0.0525	0.1172
4	Alappuzha	4.400	0.137	4.537	0.385	0.012	0.397
5	Kottayam	2.900	0	2.900	0.25375	0	0.25375
6	Idukki	10.000	29.831	39.831	0.875	2.61019	3.48519
7	Ernakulam	2.720	0	2.720	0.238	0	0.238
8	Thrissur	0	0	0	0	0	0
9	Palakkad	0	0	0	0	0	0
10	Malappuram	3.714	0	3.714	0.32495	0	0.32495
11	Kozhikode	2.989	0.009	2.998	0.26153	0.00081	0.26234
12	Wayanad	3.687	9.594	13.280	0.32257	0.83945	1.16202
13	Kannur	0	0	0	0	0	0
14	Kasargode	0	0	0	0	0	0
	Grand Total	32.000	40.171	72.171	2.80003	3.51495	6.31498

Sd/-

Director of Agriculture


 P. LAKSHMINATHAN. K.
 Additional Director of Agriculture (C)
 Directorate of Agriculture
 Vikas Bhavan, Thiruvananthapuram